

ZS10 1 oz. Clear Sanitizer

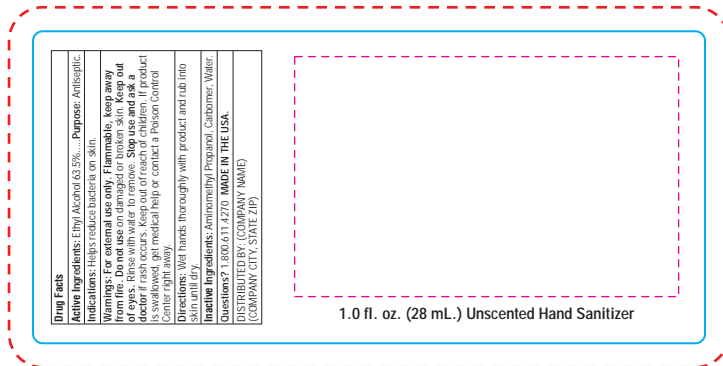
Print File // Actual size

Please Note: All colors of ingredients and item names can be changed to match the colors of the imprints but will be black or white will be standard. Black ingredients do not show up well against darker colored background, we recommend that you change them to white. The ingredients must be readable and legible due to FDA regulation. If you have a background pattern or picture, please take this into consideration. Recommendations 1- include a white or transparent box underneath the ingredients. 2- add a white or black outline (it must be thick enough to print well). 3- Change the color of them to white or black, or match a darker or lighter color from your artwork in order to make them visible. Note, we will make one of the above changes on your proof should it not be done when artwork is submitted. A small drop shadow does not print well, we will not use this option when it is provided.

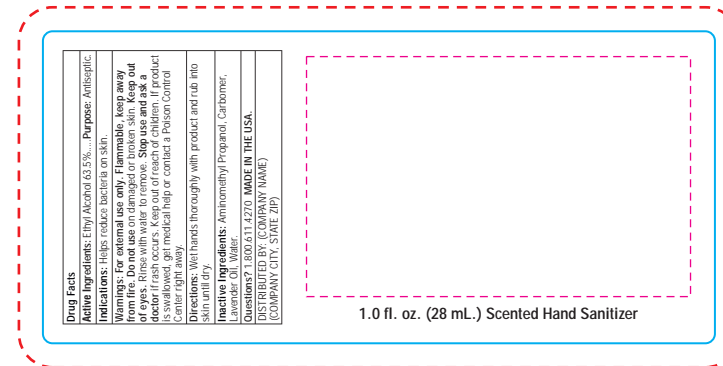
Bleed Area (background color/pattern) needs to be 1/8" outside outline

Label size is the actual outline

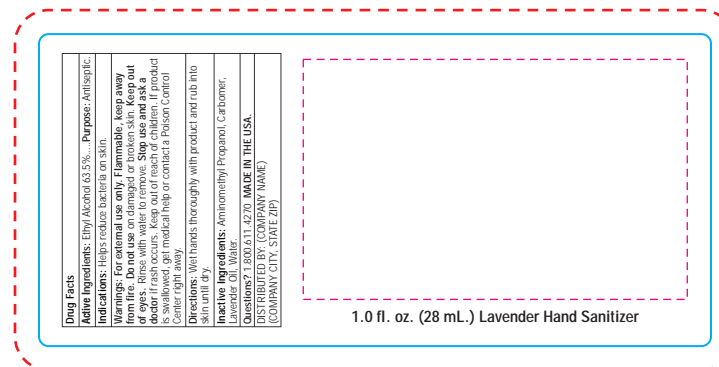
Standard Imprint area 1/8" inside the outline



UNSCENTED



SCENTED



LAVENDER