

# ART TEMPLATE

## 2465 Shed Rain™ 42" RPET Bamboo-Handled Auto-Open/Close Compact Umbrella

Screen Print

Panel Opposite Strap(Standard): 9.25"w bottom x 6"w top x 6"h (max. 2 color)

Opposing Panel(Optl, add'l charge): 9.25"w bottom x 6"w top x 6"h (max. 2 colors each side)


Adjacent Panel(Optl, add'l charge): 9.25"w bottom x 6"w top x 6"h (max. 2 colors each side)

Minimum Font Size: 8 pt.

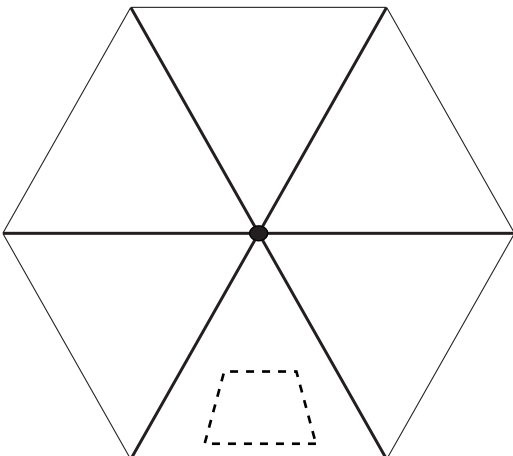
Minimum Line Weight: 1 pos / 1.5 neg

Halftones Not Available

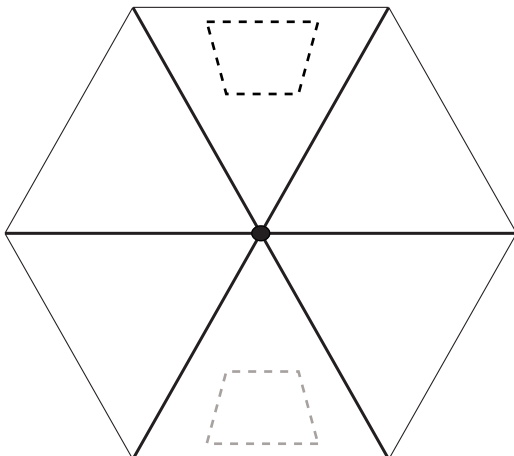
SHED·RAIN™



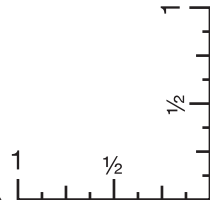
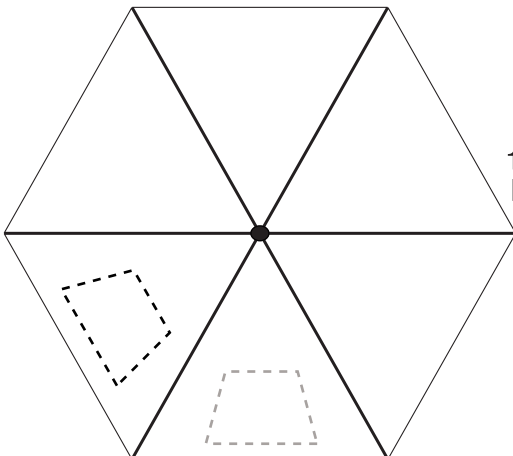
PANEL OPPOSITE STRAP



OPPOSING PANEL



ADJACENT PANEL



# ART TEMPLATE

**2465 Shed Rain™ 42" RPET Bamboo-Handled Auto-Open/Close Compact Umbrella**

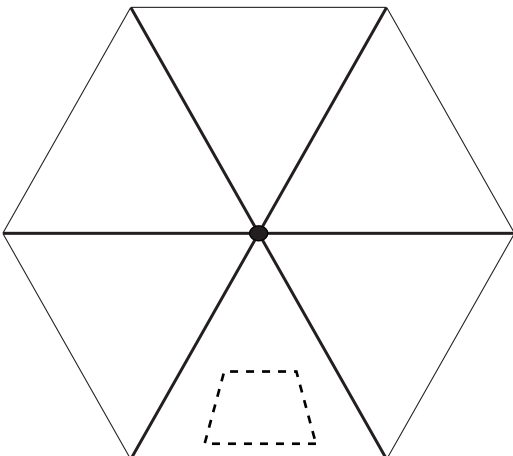
Full Color		
Panel Opposite Strap(Optl, add'l charge): 9.25" w bottom x 6" w top x 6" h		
Opposing Panel(Optl, add'l charge): 9.25" w bottom x 6" w top x 6" h		
Adjacent Panel(Optl, add'l charge): 9.25" w bottom x 6" w top x 6" h		
	<b>Exterior Shape:</b>	<b>Interior Shape:</b>
Min. Font Size:	Sans 8pt./Serif 10pt./Script 12pt.	Sans 5pt./Serif 6pt./Script 8pt.
Min. Line Weight:	1 pos / .75 neg	.5 pos / .75 neg
Halftones:	Available	Available

ge 2 of 2

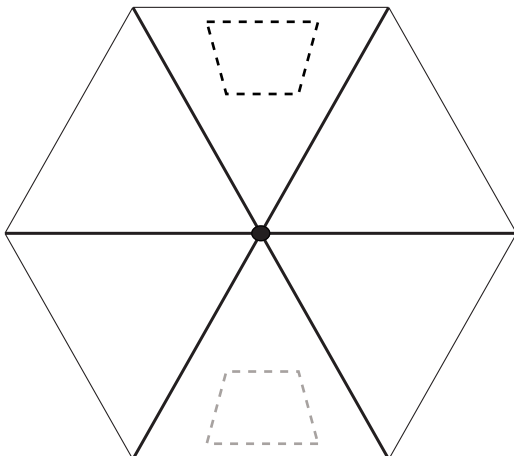
**SHED·RAIN™**



**PANEL OPPOSITE STRAP**



**OPPOSING PANEL**



**ADJACENT PANEL**

