

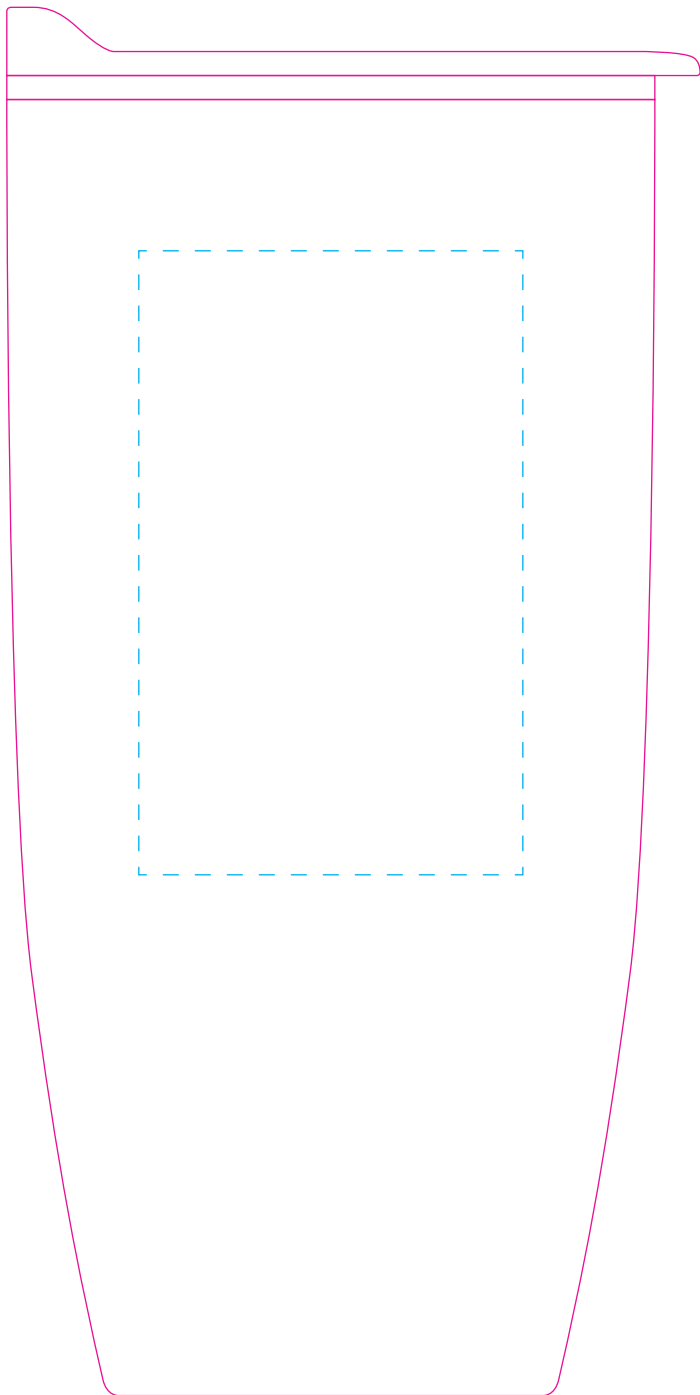
RQGOBI - GOBI 22 OZ. DENALI DOUBLE WALL TUMBLER WITH VERSA LID

Print File // Actual size

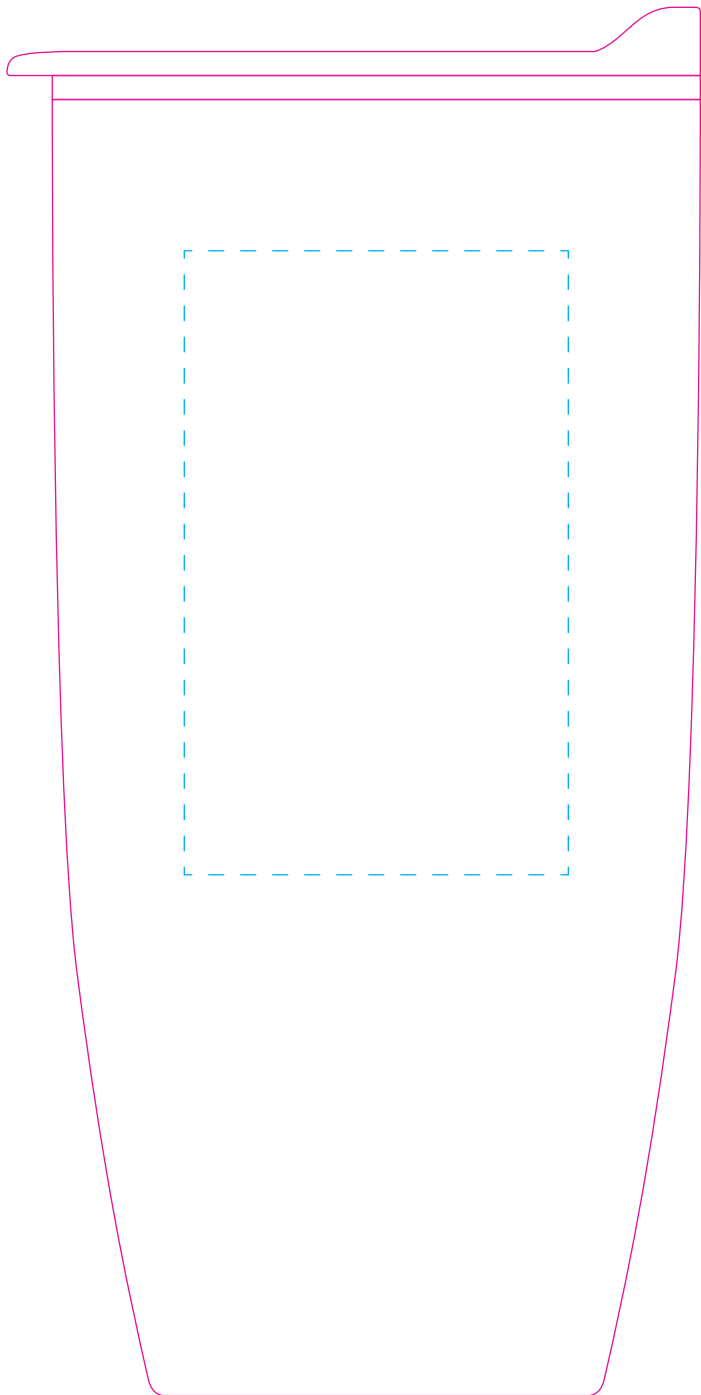
Please Note: All colors of ingredients and item names can be changed to match the colors of the imprints as you desire, but will be black or white will be standard. Black ingredients do not show up well against darker colored background, we recommend that you change them to white. The ingredients must be readable and legible due to FDA regulation and should be a minimum of 3.5pts in size. If you have a background pattern or picture, please take this into consideration. Transparencies do not print! If your art includes a transparency you will need to print in CMYK colors, and the art will need to be converted to raster in order for it to print. If you are printing white on a clear or metallic label it must be vector, unless you can submit the raster white in 1% Yellow in CMYK. We can only match colors from the Pantone Solid Book. Colors from the PMS Metallic and Neon Books we cannot match, they print muted and similar to the colors you see on the proof. Recommendations 1- include a white or different color box underneath the ingredients entirely. 2- add a white or black outline (it must be thick enough to print well). 3 - Change the color of them to white or black, or match a darker or lighter color from your artwork in order to make them visible. Note, we will make one of the above changes on your proof should it not be done when artwork is submitted. A small drop shadow does not print well, we will not use this option when it is provided.

SCREEN PRINT

1 Color Max



STANDARD
FRONT
2"(w) X 3.25"(h)



BACK
2"(w) X 3.25"(h)

*Templates may change at any time. The proof mockup received after order is placed with the art showing on the item is an approximation and is not exactly to scale.

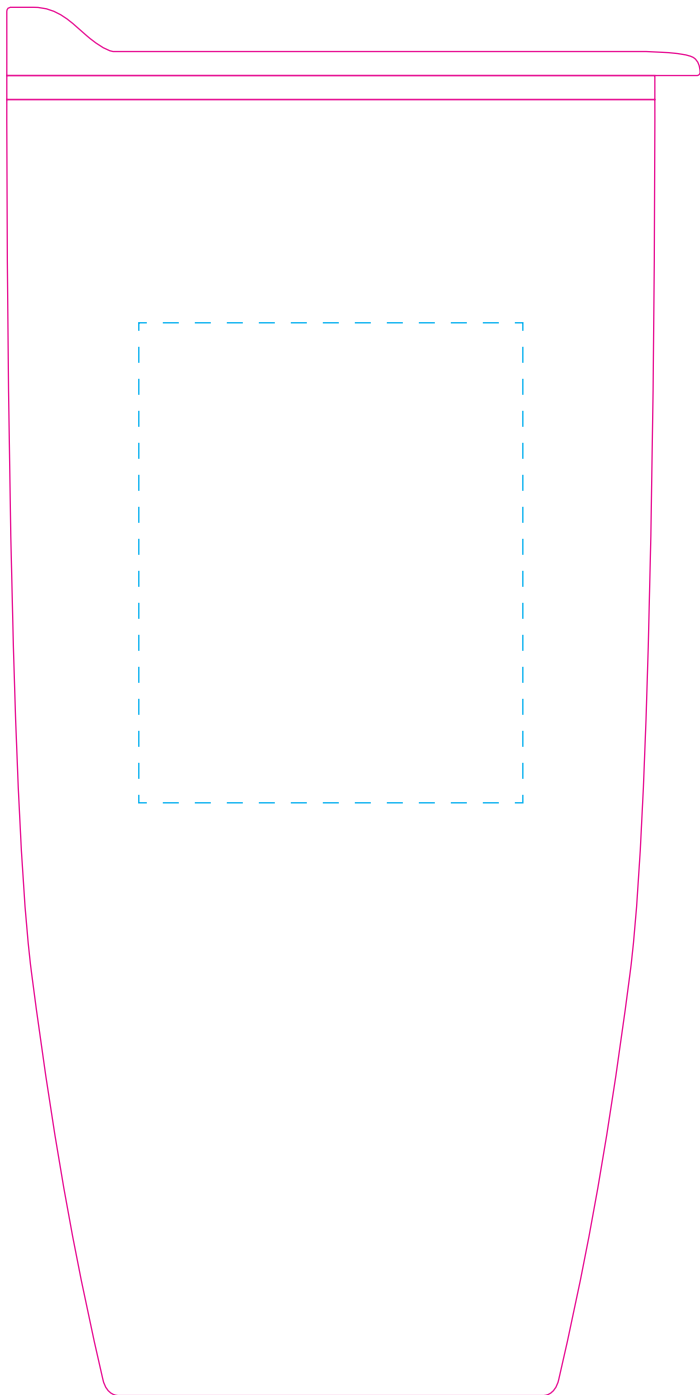
RQGOBI - GOBI 22 OZ. DENALI DOUBLE WALL TUMBLER WITH VERSA LID

Print File // Actual size

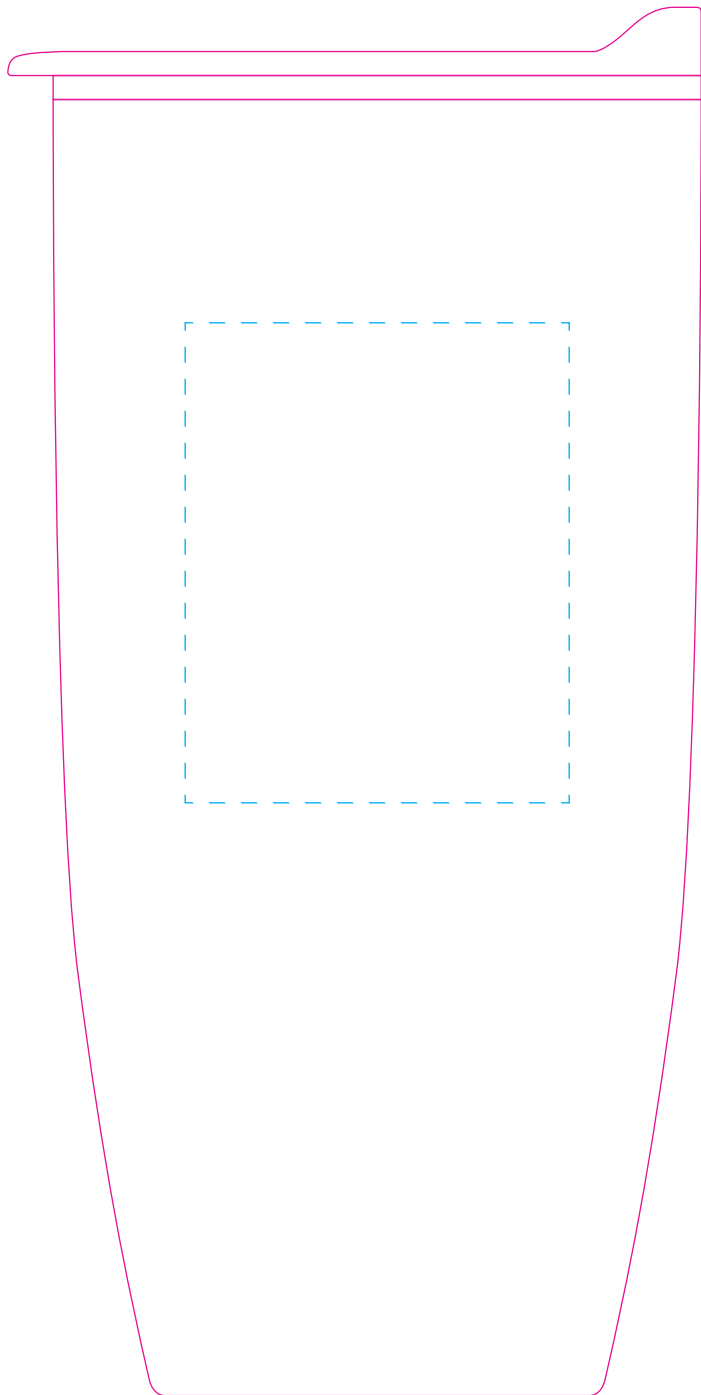
Please Note: All colors of ingredients and item names can be changed to match the colors of the imprints as you desire, but will be black or white will be standard. Black ingredients do not show up well against darker colored background, we recommend that you change them to white. The ingredients must be readable and legible due to FDA regulation and should be a minimum of 3.5pts in size. If you have a background pattern or picture, please take this into consideration. Transparencies do not print! If your art includes a transparency you will need to print in CMYK colors, and the art will need to be converted to raster in order for it to print. If you are printing white on a clear or metallic label it must be vector, unless you can submit the raster white in 1% Yellow in CMYK. We can only match colors from the Pantone Solid Book. Colors from the PMS Metallic and Neon Books we cannot match, they print muted and similar to the colors you see on the proof. Recommendations 1- include a white or different color box underneath the ingredients entirely. 2- add a white or black outline (it must be thick enough to print well). 3 - Change the color of them to white or black, or match a darker or lighter color from your artwork in order to make them visible. Note, we will make one of the above changes on your proof should it not be done when artwork is submitted. A small drop shadow does not print well, we will not use this option when it is provided.

EYECANDY

FULL COLOR



FRONT
2"(w) X 2.5"(h)



BACK
2"(w) X 2.5"(h)

*Templates may change at any time. The proof mockup received after order is placed with the art showing on the item is an approximation and is not exactly to scale.